

System :	3 Phase 4 Wire
Supply Frequency :	50Hz
Panel Name :	Main PCC Panel
Panel Type :	Motor Control Center
Incomer Amps :	400A
Power Line Voltage :	415V
Control Voltage :	240V

ABC Consultants & Engineers	TITLE ELECTRICAL CABINET DRAWINGS	D				DRG NO. DWG/2014/05/01	SHEET 1 / 20
		C					
		B				CUSTOMER M/S Tek Smithe	REV A
		A	18.04.17	DRAWINGS BUILT	Mukesh Jha USER		
		REV	DATE	MODIFICATION	DRAWN CHECKED		

This drawing is submitted only for confidential use. It may not be copied, printed or submitted to third parties without prior permission of ABC Consultants & Engineers





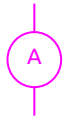
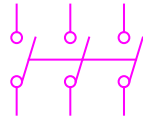




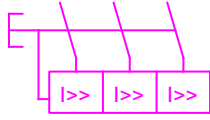
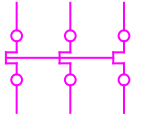
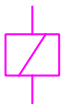

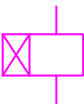

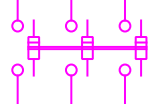
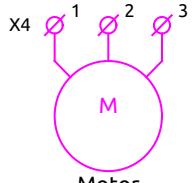




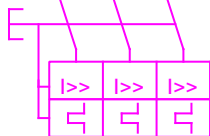


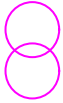


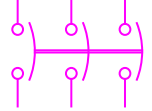

S.No.	Sheet Title	Revision			
1	Cabinet System Details	X			
2	List of Drawings	X			
3	Control Elements Detail	X			
4	Single Line Diagram	X			
5	Incomer #1 Metering	X			
6	Feeder No. 1, 250A FDR.	X			
7	Feeder No. 2, 5.5KW DOL	X			
8	Feeder No. 3, 11.2KW RDOL	X			
9	Feeder No. 4, 22KW S/D	X			
10	Feeder No. 5, 0.01A FDR.	X			
11	Feeder No. 6, 0.01A FDR.	X			
12	Feeder No. 7, 0.01A FDR.	X			
13	Feeder No. 8, 0.01A FDR.	X			
14	Feeder No. 9, 0.01A FDR.	X			
15	Feeder No. 10, 0.01A FDR.	X			
16	Termination Dwg Part 1	X			
17	Termination Dwg Part 2	X			
18	General Arrangement - External	X			
19	General Arrangement - Internal	X			
20	Bill of Quantity	X			
21					
22					
23					
24					
25					
26					
27					
28					
29					
30					

S.No.	Sheet Title	Revision			
31					
32					
33					
34					
35					
36					
37					
38					
39					
40					
41					
42					
43					
44					
45					
46					
47					
48					
49					
50					
51					
52					
53					
54					
55					
56					
57					
58					
59					
60					

S.No.	Sheet Title	Revision			
61					
62					
63					
64					
65					
66					
67					
68					
69					
70					
71					
72					
73					
74					
75					
76					
77					
78					
79					
80					
81					
82					
83					
84					
85					
86					
87					
88					
89					
90					

ABC Consultants & Engineers	TITLE LIST OF ALL DRAWINGS				D				DRG NO. DWG/2014/05/01	SHEET 2 20
					C					
	B				CUSTOMER M/S Tek Smithe	REV A				
	A	18.04.17	DRAWINGS BUILT	Mukesh Jha			USER			
	REV	DATE	MODIFICATION	DRAWN			CHECKED			

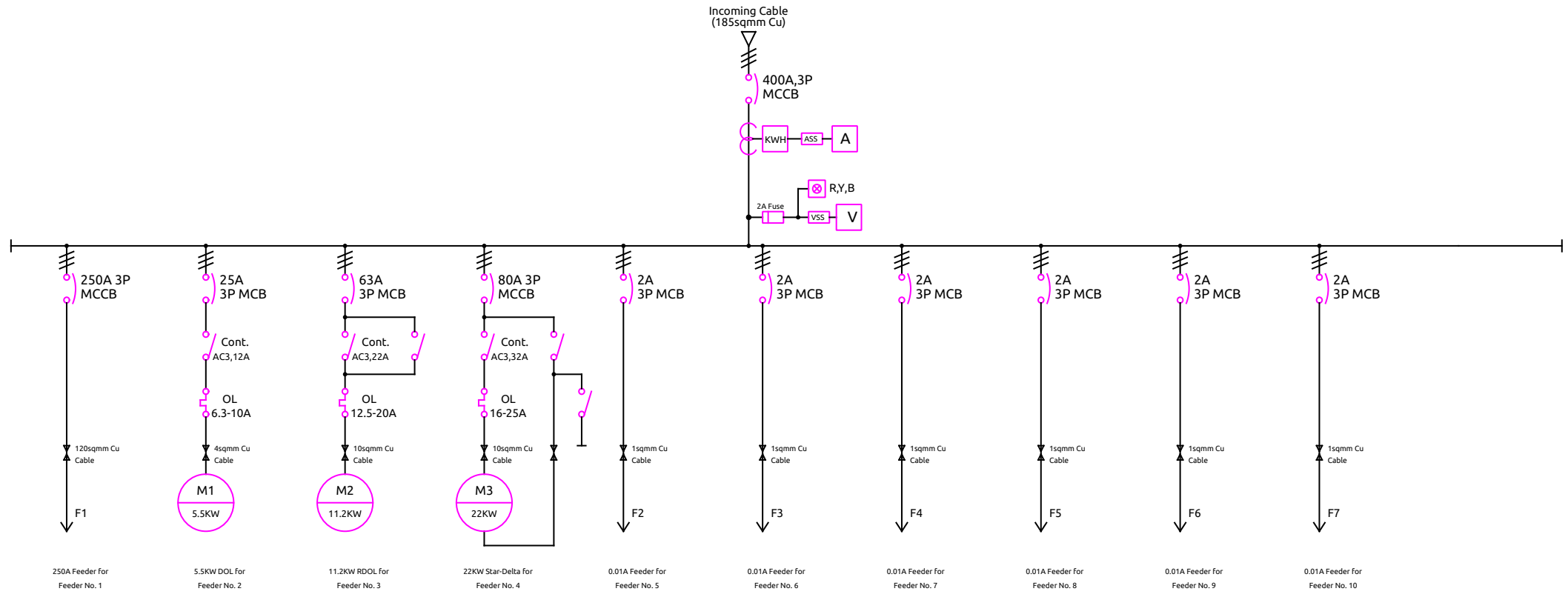
This drawing is submitted only for confidential use. It may not be copied, printed or submitted to third parties without prior permission of ABC Consultants & Engineers

 Contactor NO Contact	 Push Button NO Contact	 Timer On-Delay NO Contact	 Neutral Link	 Meters	 Power Contactor
 Contactor NC Contact	 Push Button NC Contact	 Timer On-Delay NC Contact	 MCB/MCCB/ACB Single Line Dwg	 MCCB/ACB	 Overload Relay
 Contactor Coil	 Indicating Light ON: Green, Trip: Red Fwd: Green, Rev: Blue	 Timer Coil	 Switch Fuse Unit Single Line Dwg	 SFU	 Motor
 Wire/Cable Termination	 Current Transformer	 Selector Switch NO Contact	 MPCB Single Line Dwg	 MPCB	 Capacitor Single Line Dwg
 Power/Control Earth	 Control Transformer	 Thermostat NC Contact	 Contactor Single Line Dwg	 MCB TP	 Heater Single Line Dwg

Sheet Number Reference: XX/YY
XX: Sheet No, YY: Column No.

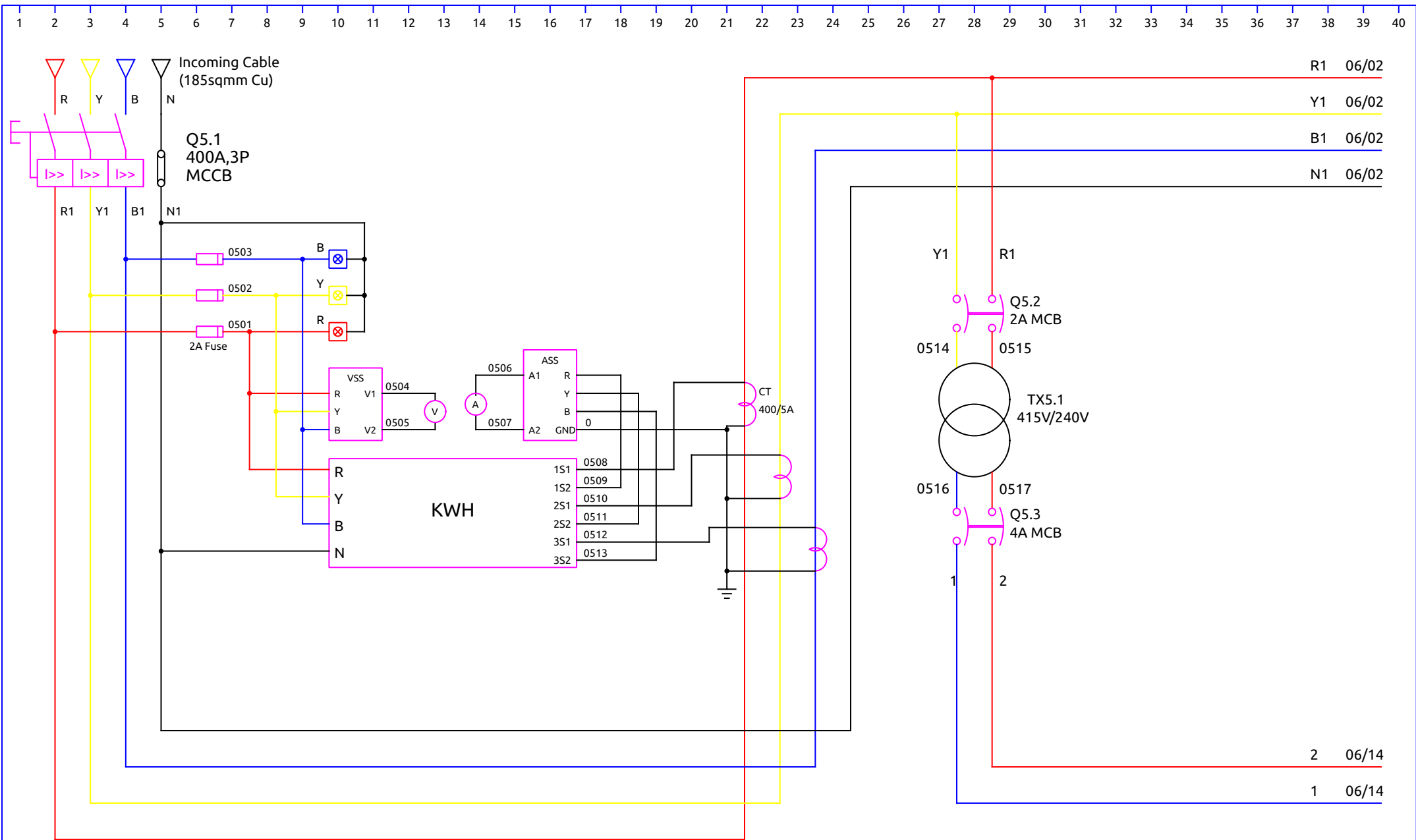
Ferrul Number Reference: XXYY
XX: Sheet No, YY: Ferrul Number

ABC Consultants & Engineers	TITLE				DRG NO. DWG/2014/05/01	SHEET 3 20		
	ELEMENTS SYMBOLS						CUSTOMER M/S Tek Smithe	
	D							REV A
	C							
B								
A	18.04.17	DRAWINGS BUILT	Mukesh Jha	USER				
REV	DATE	MODIFICATION	DRAWN	CHECKED				



ABC Consultants & Engineers	TITLE SINGLE LINE DIAGRAM	D				DRG NO. DWG/2014/05/01	SHEET 4
		C					20
		B				CUSTOMER M/S Tek Smithe	REV A
		A	18.04.17	DRAWINGS BUILT	Mukesh Jha		USER
REV	DATE	MODIFICATION	DRAWN	CHECKED			

This drawing is submitted only for confidential use. It may not be copied, printed or submitted to third parties without prior permission of ABC Consultants & Engineers


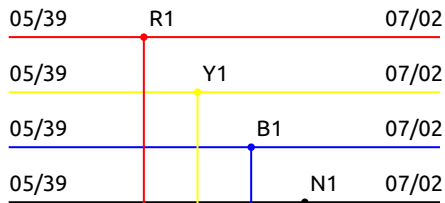


R1 06/02
 Y1 06/02
 B1 06/02
 N1 06/02

2 06/14
 1 06/14

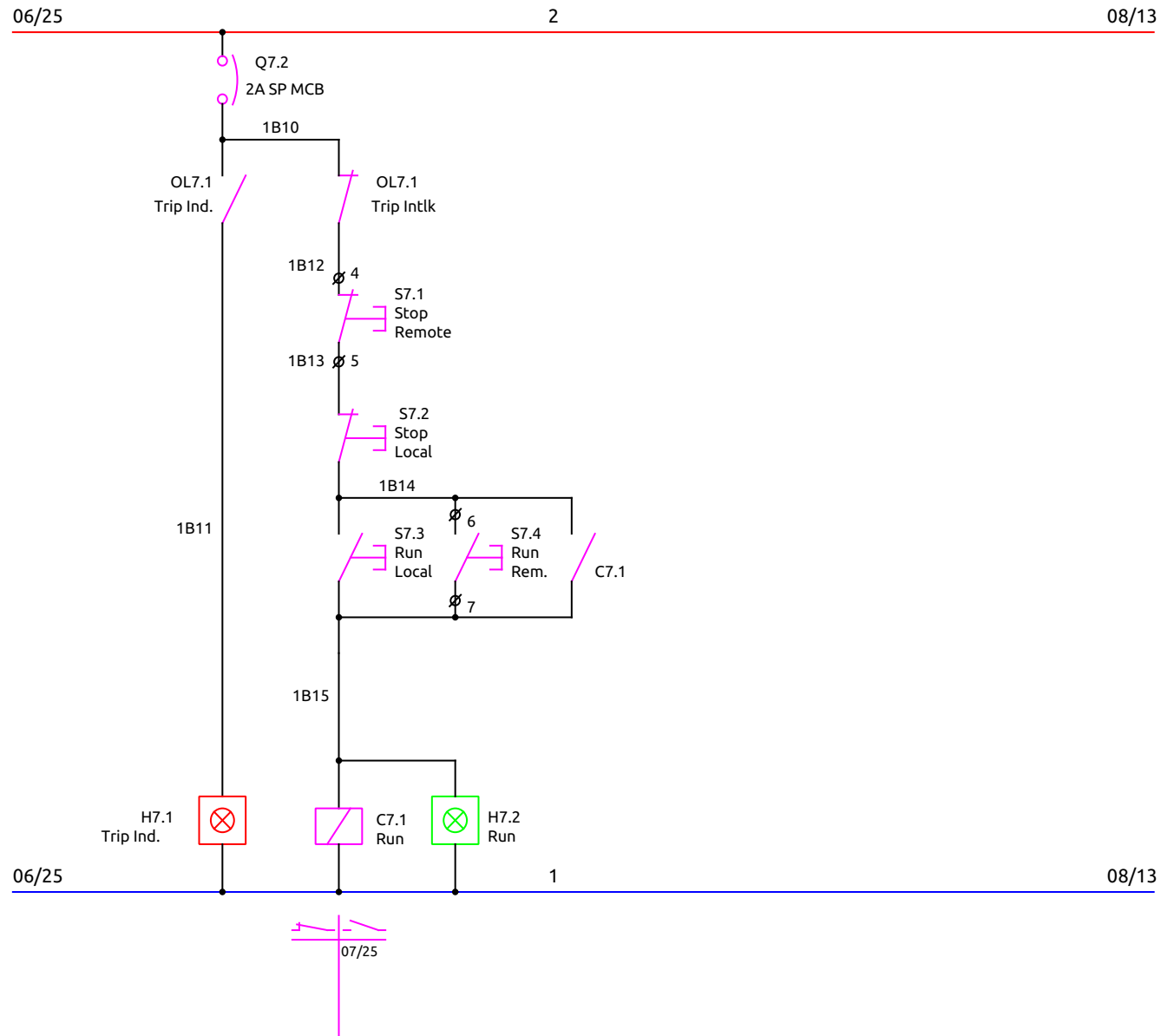
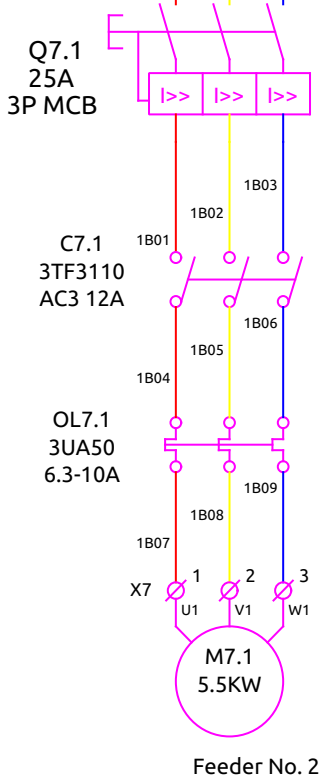
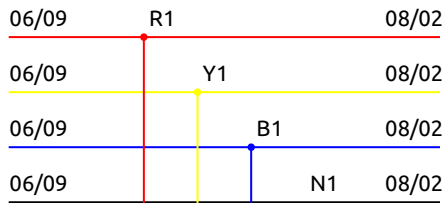
ABC Consultants & Engineers	TITLE				DRG NO.		SHEET	
	Incomer #1 Metering				DWG/2014/05/01			5
					CUSTOMER		REV	
					M/S Tek Smithe			A
	REV	DATE	MODIFICATION	DRAWN	CHECKED			
	18.04.17	DRAWINGS BUILT	Mukesh Jha	USER				

This drawing is submitted only for confidential use. It may not be copied, printed or submitted to third parties without prior permission of ABC Consultants & Engineers



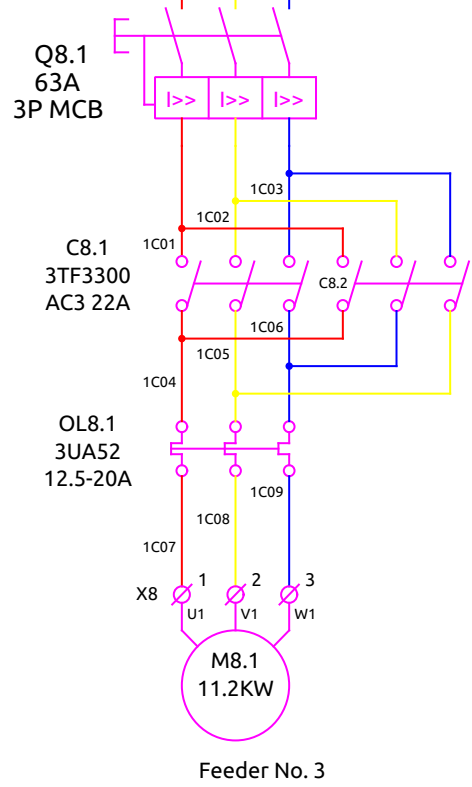
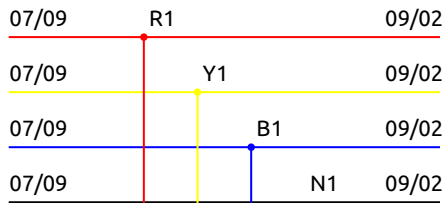
ABC Consultants & Engineers	TITLE Feeder No. 1	D				DRG NO. DWG/2014/05/01	SHEET 6 / 20
		C					
		B				CUSTOMER M/S Tek Smithe	REV A
		A	18.04.17	DRAWINGS BUILT	Mukesh Jha		
REV	DATE	MODIFICATION	DRAWN	CHECKED			

This drawing is submitted only for confidential use. It may not be copied, printed or submitted to third parties without prior permission of ABC Consultants & Engineers

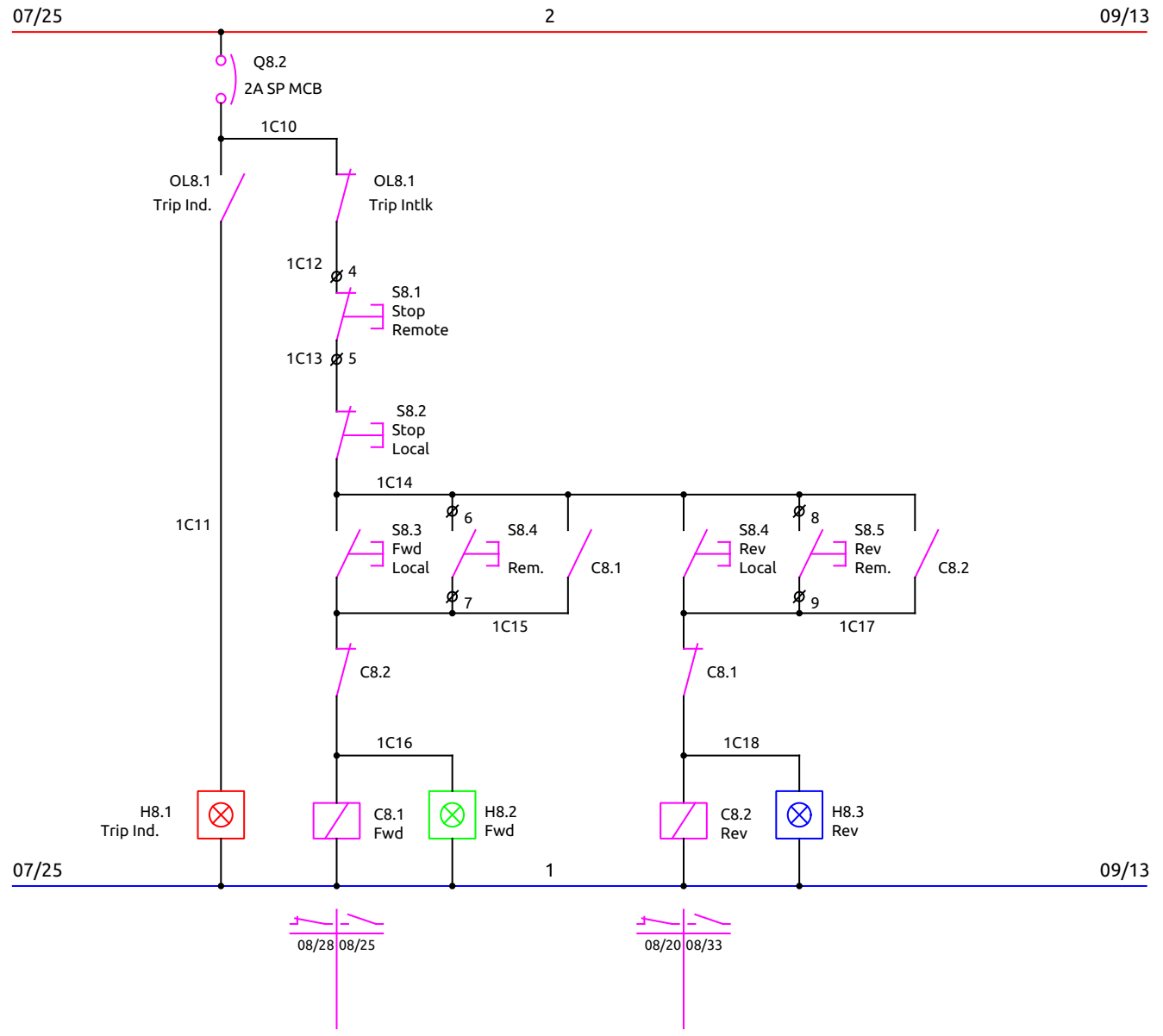


ABC Consultants & Engineers	TITLE 5.5KW DOL for Feeder No. 2	D				DRG NO. DWG/2014/05/01	SHEET 7 / 20	
		C						
		B				CUSTOMER M/S Tek Smithe	REV A	
		A	18.04.17	DRAWINGS BUILT	Mukesh Jha			USER
		REV	DATE	MODIFICATION	DRAWN			CHECKED

This drawing is submitted only for confidential use. It may not be copied, printed or submitted to third parties without prior permission of ABC Consultants & Engineers



Feeder No. 3



ABC Consultants & Engineers

TITLE
11.2KW RDOL for Feeder No. 3

D				
C				
B				
A	18.04.17	DRAWINGS BUILT	Mukesh Jha	USER
REV	DATE	MODIFICATION	DRAWN	CHECKED

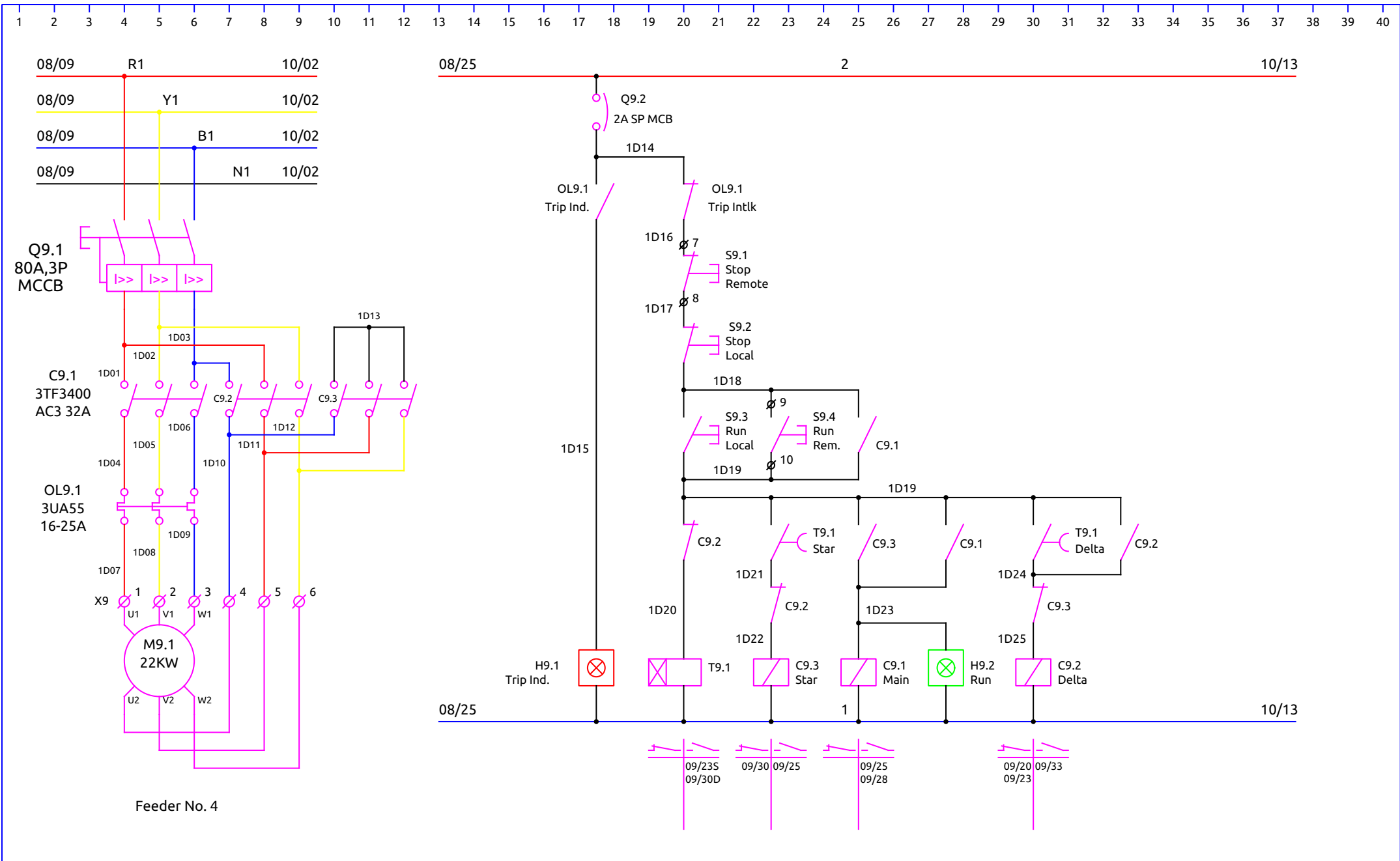
DRG NO.
DWG/2014/05/01

CUSTOMER
M/S Tek Smithe

SHEET
8 / 20

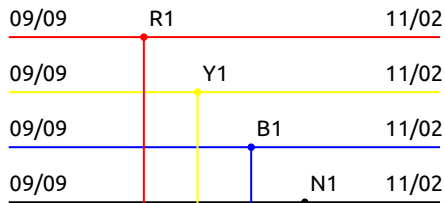
REV
A

This drawing is submitted only for confidential use. It may not be copied, printed or submitted to third parties without prior permission of ABC Consultants & Engineers

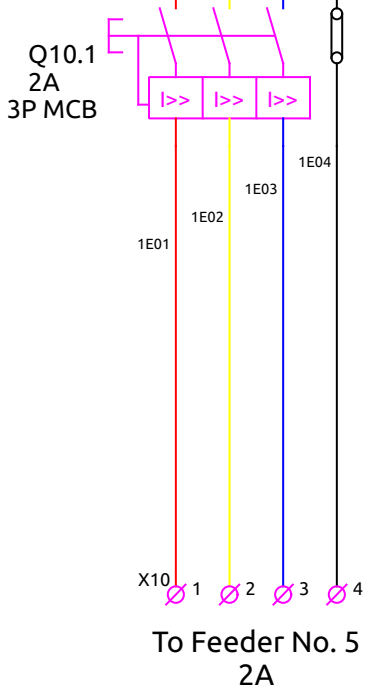


ABC Consultants & Engineers	TITLE 22KW S/D for Feeder No. 4				DRG NO. DWG/2014/05/01		SHEET 9 / 20	
					CUSTOMER M/S Tek Smithe		REV A	
	REV	DATE	MODIFICATION	DRAWN	CHECKED			
	A	18.04.17	DRAWINGS BUILT	Mukesh Jha	USER			
	D							

This drawing is submitted only for confidential use. It may not be copied, printed or submitted to third parties without prior permission of ABC Consultants & Engineers





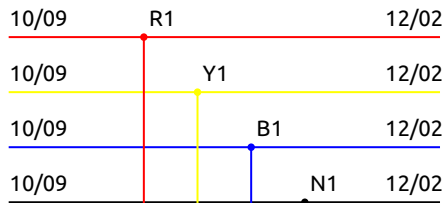
09/25 2 11/13



09/25 1 11/13

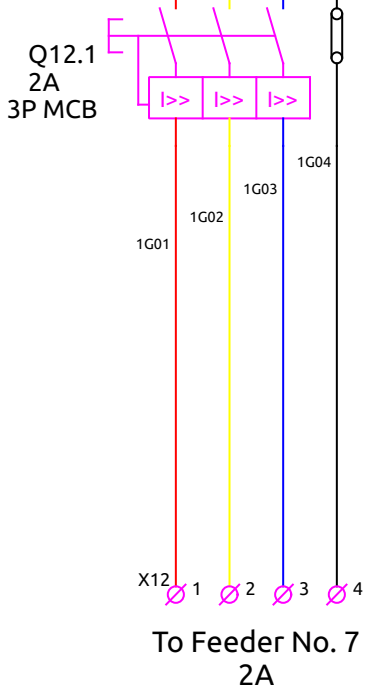
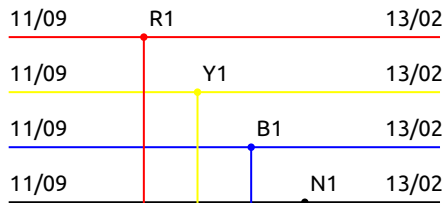
ABC Consultants & Engineers	TITLE				DRG NO. DWG/2014/05/01	SHEET 10 / 20
	Feeder No. 5					
	D				CUSTOMER M/S Tek Smithe	REV A
	C					
	B					
A	18.04.17	DRAWINGS BUILT	Mukesh Jha	USER		
REV	DATE	MODIFICATION	DRAWN	CHECKED		

This drawing is submitted only for confidential use. It may not be copied, printed or submitted to third parties without prior permission of ABC Consultants & Engineers



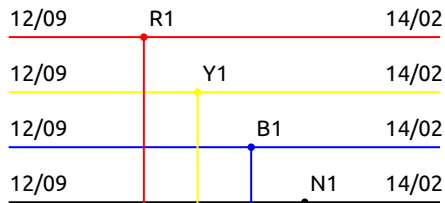
ABC Consultants & Engineers	TITLE Feeder No. 6	D				DRG NO. DWG/2014/05/01	SHEET 11 / 20
		C					
		B				CUSTOMER M/S Tek Smithe	REV A
		A	18.04.17	DRAWINGS BUILT	Mukesh Jha		
	REV	DATE	MODIFICATION	DRAWN	CHECKED		

This drawing is submitted only for confidential use. It may not be copied, printed or submitted to third parties without prior permission of ABC Consultants & Engineers




ABC Consultants & Engineers	TITLE				DRG NO. DWG/2014/05/01	SHEET 12 / 20
	Feeder No. 7					
	D					
	C					
	B					
A	18.04.17	DRAWINGS BUILT	Mukesh Jha	USER		
REV	DATE	MODIFICATION	DRAWN	CHECKED		

This drawing is submitted only for confidential use. It may not be copied, printed or submitted to third parties without prior permission of ABC Consultants & Engineers



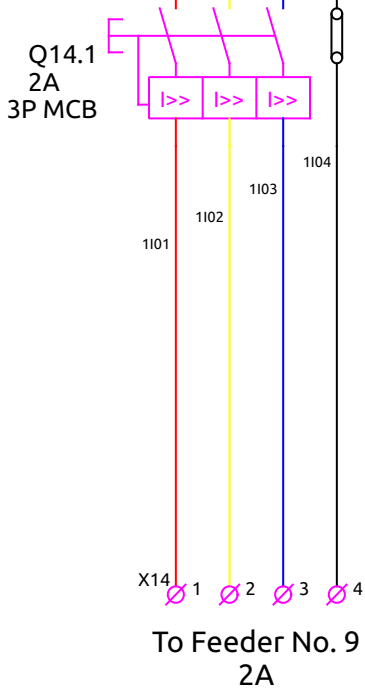
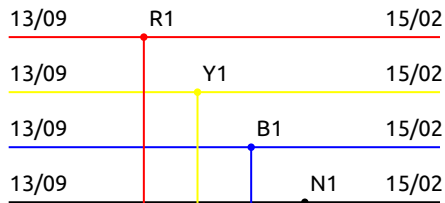
12/25 2 14/13



12/25 1 14/13

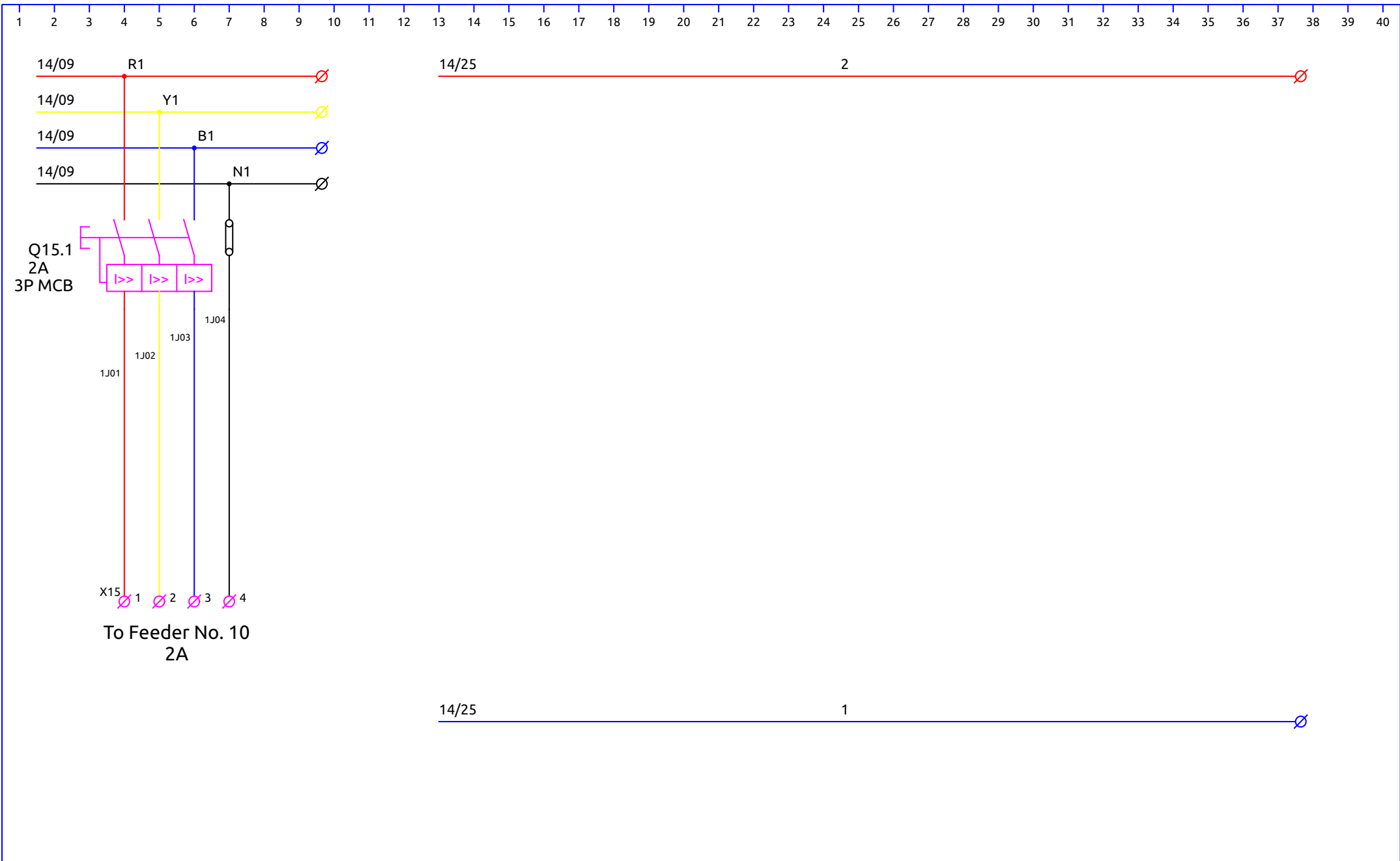
ABC Consultants & Engineers	TITLE Feeder No. 8	D				DRG NO. DWG/2014/05/01	SHEET 13 / 20	
		C						
		B						
		A	18.04.17	DRAWINGS BUILT	Mukesh Jha	USER	CUSTOMER M/S Tek Smithe	REV A
		REV	DATE	MODIFICATION	DRAWN	CHECKED		

This drawing is submitted only for confidential use. It may not be copied, printed or submitted to third parties without prior permission of ABC Consultants & Engineers



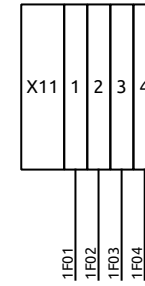
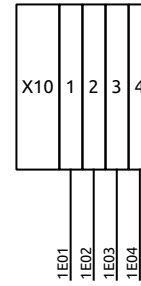
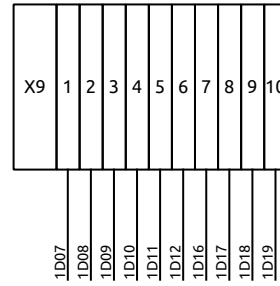
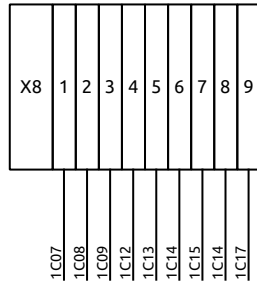
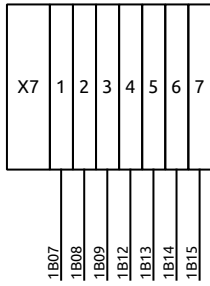
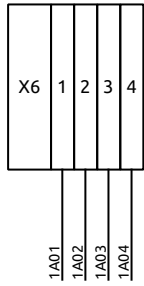
ABC Consultants & Engineers	TITLE Feeder No. 9	D				DRG NO. DWG/2014/05/01	SHEET 14 / 20	
		C						
		B						
		A	18.04.17	DRAWINGS BUILT	Mukesh Jha	USER	CUSTOMER M/S Tek Smithe	REV A
		REV	DATE	MODIFICATION	DRAWN	CHECKED		

This drawing is submitted only for confidential use. It may not be copied, printed or submitted to third parties without prior permission of ABC Consultants & Engineers



ABC Consultants & Engineers	TITLE				DRG NO. DWG/2014/05/01	SHEET 15 / 20		
	Feeder No. 10						CUSTOMER M/S Tek Smithe	REV A
	D				Mukesh Jha	USER		
	C							
	B							
A	18.04.17	DRAWINGS BUILT						
REV	DATE	MODIFICATION	DRAWN	CHECKED				

This drawing is submitted only for confidential use. It may not be copied, printed or submitted to third parties without prior permission of ABC Consultants & Engineers



ABC Consultants & Engineers

TITLE
TERMINATION DIAGRAM PART 1/2

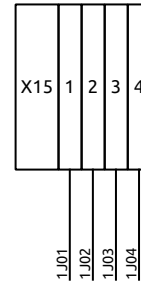
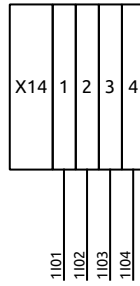
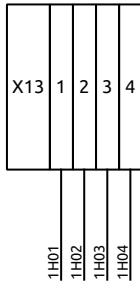
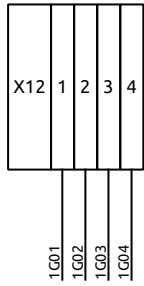
D				
C				
B				
A	18.04.17	DRAWINGS BUILT	Mukesh Jha	USER
REV	DATE	MODIFICATION	DRAWN	CHECKED

DRG NO.
DWG/2014/05/01

CUSTOMER
M/S Tek Smithe

SHEET
16 / 20

REV
A



ABC Consultants & Engineers

TITLE
TERMINATION DIAGRAM PART 2/2

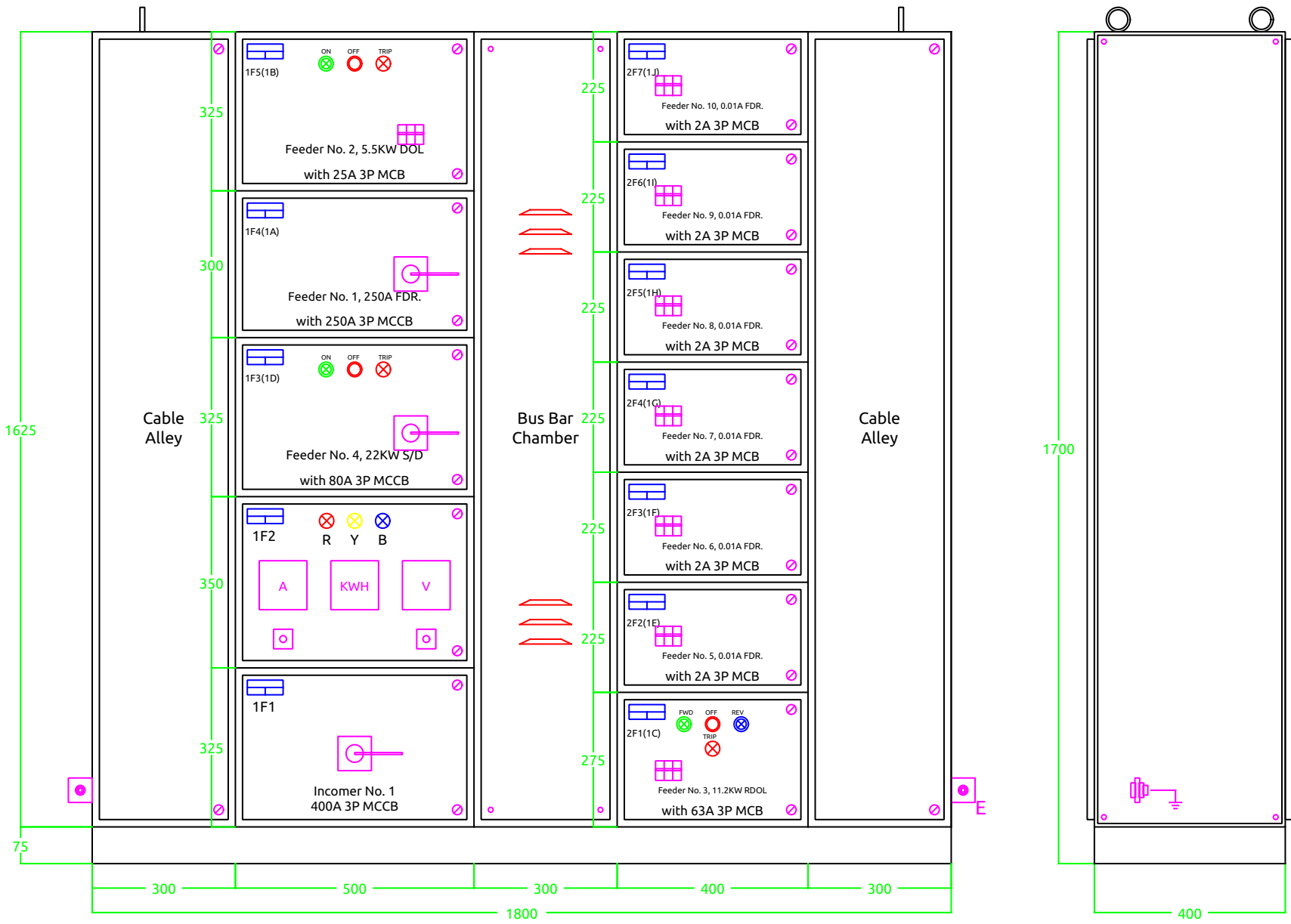
D				
C				
B				
A	18.04.17	DRAWINGS BUILT	Mukesh Jha	USER
REV	DATE	MODIFICATION	DRAWN	CHECKED

DRG NO.
DWG/2014/05/01

SHEET
17 / 20

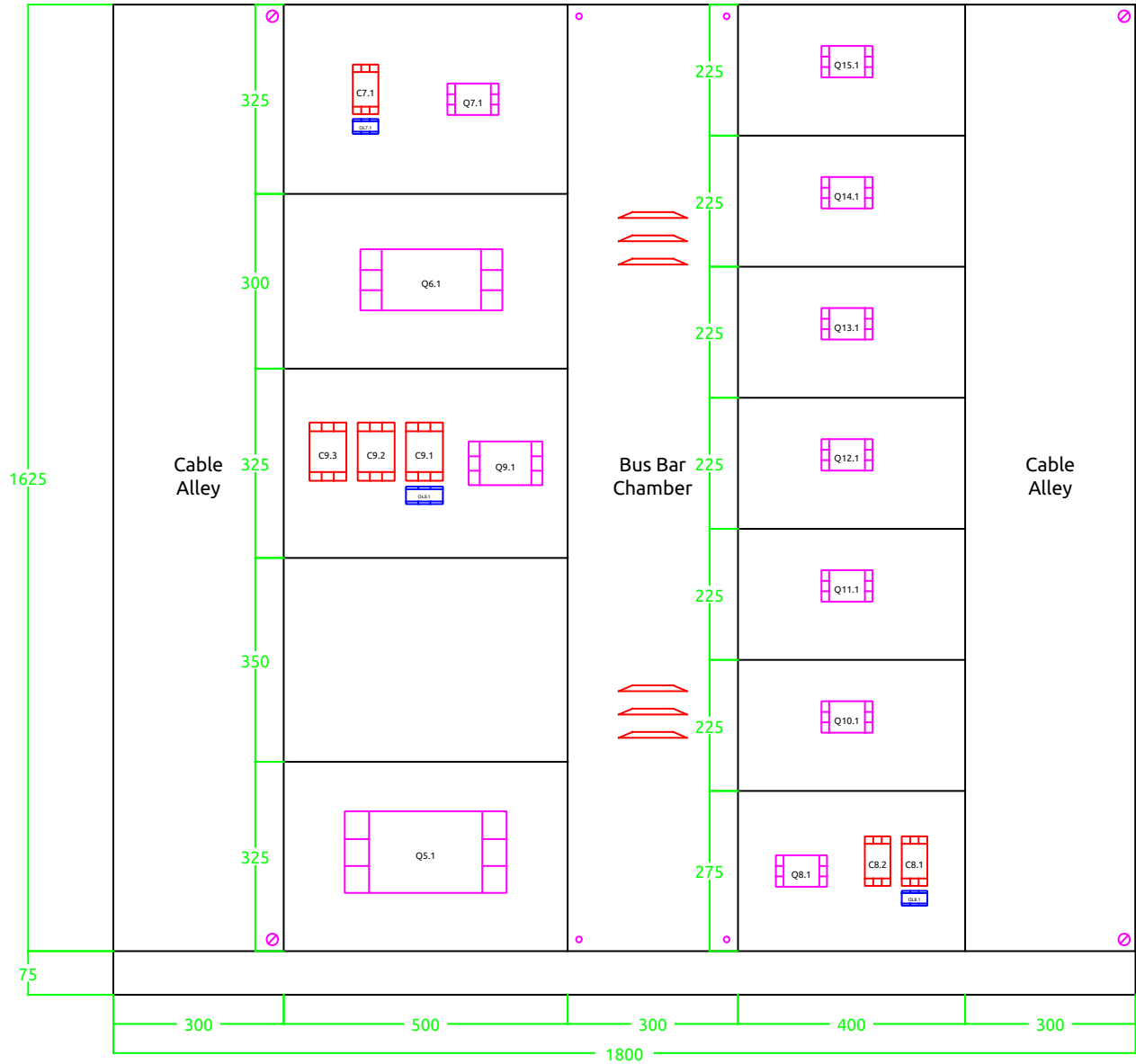
CUSTOMER
M/S Tek Smithe

REV
A



ABC Consultants & Engineers	TITLE				DRG NO. DWG/2014/05/01	SHEET 18 / 20
	GENERAL ARRANGEMENT - EXTERNAL					
	D				CUSTOMER M/S Tek Smithe	REV A
	C					
	B					
A	18.04.17	DRAWINGS BUILT	Mukesh Jha	USER		
REV	DATE	MODIFICATION	DRAWN	CHECKED		

This drawing is submitted only for confidential use. It may not be copied, printed or submitted to third parties without prior permission of ABC Consultants & Engineers



Panel Depth
400mm
All Dim. in mm

ABC Consultants & Engineers	TITLE GENERAL ARRANGEMENT - INTERNAL	D				DRG NO. DWG/2014/05/01	SHEET 19 / 20
		C					
This drawing is submitted only for confidential use. It may not be copied, printed or submitted to third parties without prior permission of ABC Consultants & Engineers	REV	A	18.04.17	DRAWINGS BUILT	Mukesh Jha	USER	CUSTOMER M/S Tek Smithe
		B					
		CHECKED					

REV
A

S.No.	Item Description	Make	Qty
1	MCCB , 400A 3P	Siemens	1 No
2	MCCB , 250A 3P	Siemens	1 No
3	MCCB , 80A 3P	Siemens	1 No
4	MCB , 63A 3P	Siemens	1 No
5	MCB , 25A 3P	Siemens	1 No
6	MCB , 2A 3P	Siemens	6Nos
7	MCB, 2A DP	Siemens	1 No
8	MCB, 4A DP	Siemens	1 No
9	MCB, 2A SP	Siemens	3Nos
10	Contactora 32A, 3TF3400	Siemens	3Nos
11	Contactora 22A, 3TF3300	Siemens	2Nos
12	Contactora 12A, 3TF3110	Siemens	1 No
13	Star Delta Timer	Siemens	1 No
14	Neutral Link	Reputed	8Nos
15	O/L 3UA55, 16-25A	Siemens	1 No
16	O/L 3UA52, 12.5-20A	Siemens	1 No
17	O/L 3UA50, 6.3-10A	Siemens	1 No
18	CT 400/5A	AE	3Nos
19	Ammeter	AE	1 No
20	Ammeter Sel Switch	Salzer	1 No
21	Voltmeter	AE	1 No
22	Voltmeter Sel Switch	Salzer	1 No
23	KWH Meter	AE	1 No
24	Fuse with Fuse Base 2A	Siemens	3Nos
25	Control TX 415/240V	Reputed	1 No
26	Ind Light Red, 240VAC	Teknik	4Nos
27	Ind Light Yellow, 240VAC	Teknik	1 No
28	Ind Light Blue, 240VAC	Teknik	1 No
29	Lum. P.B. (Green) with 1NO	Teknik	3Nos
30	Lum. P.B. (Blue) with 1NO	Teknik	1 No

S.No.	Item Description	Make	Qty
31	Stand. P.B. (Red) with 1NC	Teknik	3Nos
32			
33			
34			
35			
36			
37			
38			
39			
40			
41			
42			
43			
44			
45			
46			
47			
48			
49			
50			
51			
52			
53			
54			
55			
56			
57			
58			
59			
60			

S.No.	Item Description	Make	Qty
61			
62			
63			
64			
65			
66			
67			
68			
69			
70			
71			
72			
73			
74			
75			
76			
77			
78			
79			
80			
81			
82			
83			
84			
85			
86			
87			
88			
89			
90			

ABC Consultants & Engineers	TITLE BILL OF QUANTITY				D				DRG NO. DWG/2014/05/01	SHEET 20 20
					C					
	B				CUSTOMER M/S Tek Smithe	REV A				
	A	18.04.17	DRAWINGS BUILT	Mukesh Jha			USER			
	REV	DATE	MODIFICATION	DRAWN			CHECKED			

This drawing is submitted only for confidential use. It may not be copied, printed or submitted to third parties without prior permission of ABC Consultants & Engineers